

80'

80'

HAMILTON ST.



80'

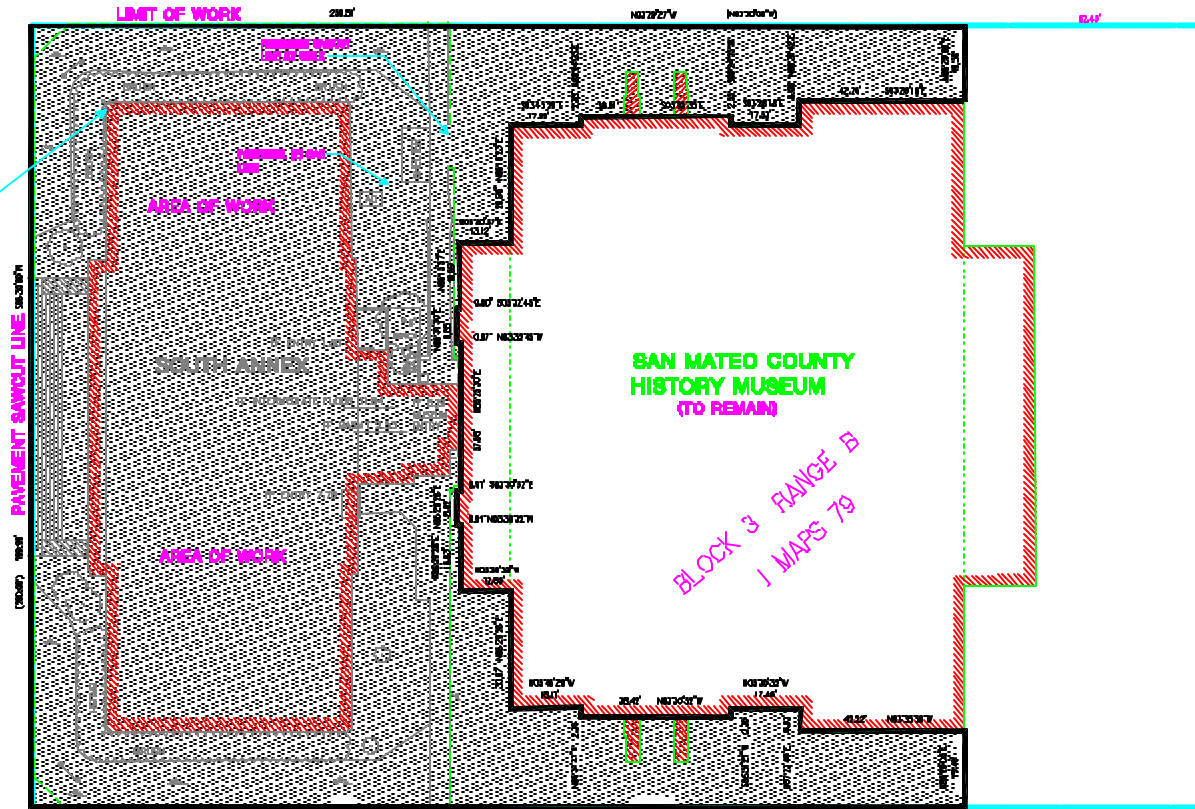
80'

80'

80'

APPROX LOCATION OF LARGE K 576 MARKER

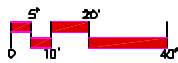
BROADWAY



POB


NOTE:
LIMIT OF WORK SHALL BE AT THE
OUTLINE OF FOUNDATION FOR EXISTING
BUILDING UNLESS OTHERWISE SHOWN.

SCALE: 1"=20'



REVISED APRIL 2, 2003

MIDDLEFIELD RD.



EASEMENT AREA
0.65 ac. ± =
28,529 sq. ft. ±